

## Homeopathic HCG Q & A

### Q: What are some of the reasons why a person's weight stalls on Phase 2?

A: Every person's body is made up different cell memories, conditioned responses, stress reactions, and emotional triggers. Because of this, each person is a new, individual case when it comes to this program. Where one person may have extreme success in losing quickly without many (or any) stall patterns, another person may feel that their Phase 2 is riddled with ups and downs or stalls on their weight loss chart. It is important that we do not compare our weight loss with anyone else. There are a good portion of people that lose an average of .8 pounds per day over the course of each round, however, there are many people that average anywhere from .4 to .8 pounds per day. (Take your total weight lost so far and divide that by the total number of days you have been in Phase 2, to find your daily average weight loss.)

If we stepped into this program with the perception that we would lose 1/2 pound a day, we would be so happy that we were losing 1 pound every 2 days . . . right?! But, because some people lose weight a bit more quickly, we become disappointed with our own amazing results!

Here are some reasons for stalls or gains:

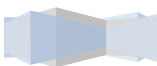
1. Addition of oils or fats into the diet or absorbed through the skin.
2. Old weight set-point (your body feels safe at "this" weight)
3. Emotional issues: Fear of success, fear of attention or advances from opposite sex, fear of giving up the excuse to be: Sad, lonely, sick, tired, less than wonderful, less than beautiful, less than needed, less than worthy, less than . . .
4. Release of toxins (fat soluble toxins) back into the system which increases acidic nature of the internal terrain of the body. When the body becomes too acidic, it retains water to help alkalize the internal terrain. This extra water retention can show up as weight gain or a stall.

### Q: It's time for Phase 3 and I'm soooo scared to eat!

A: Let's face it, Phase 2 is "safe." We have a certain portion of food that we eat, in a set manner, that has **finally** moved us in a new direction with regards to our stubborn weight. It is scary to come away from that safety net, to what seems like "the scary world of food." Let me tell you, though, you will LOVE Phase 3!

This was my rule for Phase 3: Eat when hungry, stop eating just as soon as the hunger pangs go away, and wait for the body to tell you when to eat again. It is that simple! The biggest lesson I learned in Phase 3 is that the old habits of hoarding and gobbling massive meals **has to be a thing of the past**. Just light meals here and there throughout the day.

**Those old food habits must go.** You need to retrain your brain in Phase 3 to graze and use food as fuel, not entertainment or as a solution for emotional ups and downs. I learned that my body asks for water, many more times during the day than food. So, a



good rule of thumb to start with is this: When you feel hunger or cravings, drink water first then go for the food. The other thing I did was to make sure I was getting some kind of protein with every meal or snack. Hard boiled eggs and string cheese can be very handy. Add them to any other food like apples, carrots, and nuts.

Here is a sample Phase 3 day of eating:

**Breakfast:** Bacon (cuz I missed it so much!) and spinach omelet

**Snack:** Nuts and cheese

**Lunch:** Protein shake and small salad with avocado

**Snack:** Almond butter with an apple

**Dinner:** Small piece of grilled meat with Veggie

**Dessert:** Plain yogurt sweetened with Stevia and some frozen blueberries

Yes, compared to Phase 2 this is a bunch of food!!! But you'll be amazed when you get on the scale in the morning, your weight only moves slightly up and down the scale within your 2 pounds of the last HCG weight. If you happen to eat something that is inflammatory to your body, you'll know it because the scale will be higher. Easy resolve: Just fast with liquids for breakfast and lunch (you can have V8 juice now) and have a big juicy steak with an apple or tomato for an early dinner. This will bring you down to a lower weight and you are back on track again! Embrace Phase 3—it is wonderful!!

**Q: Is it important for me to take my HCG drops at a certain time during the day?**

**A:** It is good to have the HCG drops taken throughout the day to help suppress your appetite. Some people are very specific about their timing; others are somewhat random in taking their HCG drops. There isn't a set in stone rule for taking the HCG. As long as you are taking the drops spread out in intervals during the day, that is good. Try to take HCG drops sometime in the morning; it doesn't have to be before a meal. Then take another dose sometime mid-day or early afternoon. Take your last dose sometime in the evening, or even before bed. The best time to take your HCG is when it is best for you and your schedule.

**Q: Is there a good blog online that you recommend?**

**A:** Yes! It is [www.hcgdietinfo.com/hcgvanillaforum](http://www.hcgdietinfo.com/hcgvanillaforum). What you will find is a group of individuals that range from new participants, to those in their 2nd and 3rd rounds of using HCG. And they are a supportive group of people!

**Q: The book says to stop taking the HCG during menstruation. How many days do I stop taking it?**

**A:** The majority of information given in the book, "HCG Weight Loss Cure Guide", has to do with injections of the HCG hormone. In his protocol, Dr. Simeon had women stop taking the hormone injections during their menstrual cycle. However, most women who take the injections, continue to take the HCG throughout their entire cycle because their hunger returns. The Homeopathic HCG is a different story. The Homeopathic, since it is the frequency of the hormone, can be taken the entire Phase 2 round without interruption.

**Q: Help! I'm getting ready to go into Phase 3. I'm scared because I don't want to gain the weight back. What do I eat?!**

**A:** Once you have completed the VLCD (very low calorie days) without HCG at the end of Phase 2, you are now free to add oils and fats back into your diet. In Phase 3 you are allowed to eat fatty meats like turkey, ham, pork, tuna, salmon, etc. You also have a wider variety of fruits and vegetables to choose from.

Linda Prinster's book, "HCG Weight Loss Cure Guide" has wonderful food guide charts that are a great resource for this transition. If you have not ordered the book, I highly recommend you do. You can find the link for the book on this site.

Phase 3 is a three week long maintenance period that is most important for resetting the hypothalamus.—still no sugars or starches. You will continue to weigh every day and maintain your weight within 2 pounds either side of your last HCG weight. If at any time your weight is higher than 2 pounds of your last HCG weight, you will do a "steak day." Fast on liquids for breakfast and lunch, and then eat either an apple or a tomato and a large steak for an early dinner. This should drop your weight to back within range of your last HCG weight. From that point on, eat as your body tells you to and eat smaller meals more frequently.

**Q: I'm a big soda pop drinker. Can I continue to drink diet soda while I'm on the VLCD (very low calorie diet) portion of Phase 2?**

**A:** I'm so glad you asked! It is important to understand that the chemicals in diet soda have a negative effect on the glands, organs, hormones, and on neurology. The toxic effect of the artificial sweeteners on the body has been proven and should be avoided now, and always! I know that is not what you want to hear, however, **there is an alternative.**

If you need the bubbles, there is a way to get it without putting so much strain on the body. Sparkling water, low sodium club soda, mineral water, seltzer water, etc., all have fizz. Add Stevia to the seltzer water of your choice and you now have a soda that is much less harmful to the body. Nu-Naturals Vanilla Stevia has a very smooth aftertaste and can give sparkling water the flavor of Cream Soda. Now add any flavored Stevia, (Sweet Leaf brand carries many flavors) and you can have root-beer, lemon-lime, orange, etc. This is a great alternative. Another wonderful advantage to using Stevia is that it actually helps to balance blood sugar levels in the body!! Double Bonus!

**Q: What do you recommend I use for lotion?**

**A:** During Phase 2, it is very important not to use any lotions, body or face creams that have digestible oils in them. The HCG opens up the adipose fat tissue to be used as fuel, however, it is a two way street. Not only will the body use the adipose fat for fuel, but it also allows the storage of new fat, (whether eaten or absorbed through the skin), in the adipose layer! That is why Dr. Simeon insisted on an oil free, fat free diet while taking the HCG—he knew that the body would store fat if ingested. Therefore, by eliminating all external fat sources, the body will be forced to use its internal sources of fat for fuel. A good friend and fellow HCG user, (with more than 20 pounds lost, I might

add) told me about the product below. She said that she has found this product to be wonderful as a moisturizer and lotion. Thanks, Dixie, for sharing this great find!!!

**Na-PCA Information** (You can get it at The Vitamin Shoppe for \$7.00): Na-PCA with Aloe Vera liquid provides quick relief from dry skin, burns, shaving irritation, detergent rash and other skin irritation. Na-PCA with Aloe Vera is a Ph-balanced, concentrated solution of the sodium salt of pyrrolidone carboxylic acid (the natural moisturizing factor found in human skin), combined with the highest quality Aloe Vera gel. Na-PCA is synthesized from glutamic acid, a nonessential amino acid. The skin contains natural moisturizers, the most important being Na-PCA. Old skin contains only about half the amount of Na-PCA as that found in young skin. The ability of skin to hold moisture is directly related to its Na-PCA content. It is water, and not oil, that keeps skin soft and supple. Na-PCA pulls water out of the air, moisturizing the skin, improving its appearance, and giving it a moist and youthful glow. This is not a cosmetic cover up, it is a physiological correction of an age-related deficiency state. Na-PCA with Aloe Vera

provides quick relief from dry and cracked skin, burns, shaving irritations, detergent rash and other minor skin irritations. The Aloe Vera gel in this fine product is produced from the crystal clear gel of Aloe barbadensis Miller (Aloe Vera line) by a unique extraction and purification process exclusively developed by Twinlab. The Aloe Vera gel has never been powdered, frozen or reconstituted; therefore, it retains its maximum biological activity and effectiveness.

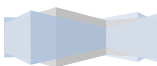
**Na-PCA Ingredients** Pure Aloe Vera Gel, Na-PCA (the sodium salt of pyrrolidone carboxylic acid), Purified Water, Methyl Paraben.

**Na-PCA Suggested Usage** After bath or shower, spray Na-PCA on the hands and apply to the face and other skin areas. It can be applied under makeup or skin cream, or used under shaving cream for a more close, non-irritating and smooth shave. Na-PCA can be sprayed on live plants to enrich their moisture content.

**Q: I just started P2 (phase 2). When do the hunger pangs get better? Also I'm a little confused when I should take the HCG—is it right before you eat, or anytime you are really hungry, or around lunch and dinner? Also, is it alright to eat the melba toast or part of fruit in the morning? I found I was really hungry in the morning.**

**A:** Hunger is really common during the first few days. People experience different forms of “hunger.” Some say their stomach grumbles and grumbles; some say it feels like an empty feeling in the pit of their stomach (like when you’ve gone way too long without food). Until this initial feeling goes away, there are a few things you can do:

1. Make sure you are drinking plenty of water (1/2 your body weight in ounces each day!). Heavy teas like chai tea also can be helpful. (Celestial Seasonings Ch- no sugar.) Also, mineral water, with bubbles (low sodium, please) can settle the stomach grumbles quite well.



2. You can spread your food out throughout the day. If hunger sets in at 10:30am, eat some or all of your melba toast, or 1/2 of one of your fruit servings.

3. You can take a bit more of the HCG if you feel you need it. A few drops under the tongue can be very helpful to stave off cravings. Everyone is different when it comes to effective HCG amounts (.5 up to 1ml – 3x per day) and the timing of taking their HCG. You will find your own rhythm and finally settle on what works best for you.

**Q: Is there a good way to measure veggies?**

**A:** Dr. Simeon's manuscript is not very specific regarding veggie amounts. Linda Prinster's book has actual measuring charts. I personally followed the 'handful' rule: On lettuce, salad mix, shredded cabbage and spinach, I used as much as I could grab which, usually, turned out to be 1-1/2 handfuls. Asparagus, I tried to eyeball it, but never actually cut it up to put in a measuring cup.

I guess what I'm saying is try not to fret over the serving size so much. The most important rule to follow is the lean meats at 100 grams weighed raw. This was the one thing that Dr. Simeon actually gave specifics on. Just use common sense and your best judgment.

**Q: Can I take over the counter pain relievers?**

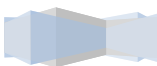
**A:** There is always a chance that adding a chemical to our system can stall or slow down the process of fat loss. Chemicals are acid in the body. When the body becomes acid, it has to retain water and fat to neutralize the acid. This could be interpreted as a stall on the scale. However, when the body has regained a safe pH, it will release the toxin, or chemical, or emotion, and weight reduction will continue. Use pain relievers if necessary, and remember to not be alarmed if your weight loss is slowed a bit. This too shall pass.

**Q: When should I break a stall?**

**A:** Marilyn, who stalled for 8 days, said that she would never let a stall go on longer for more than 3 days. I agree. She did a mini steak day to break her stall. Fast with liquids for breakfast and lunch. For an early dinner, eat 100 grams of lean steak and an apple or a tomato. This enabled her to lose 2-3 pounds and she continued to go down from there without any problems.

**Q: How important is water consumption? I only really drink tea and coffee.**

**A:** Very!!! Water is vital to the body functioning properly. Water helps to flush toxins out, (you've heard that before). Here's why: When the body releases waste from the cells, which happens every second of the day, it has to protect itself by moving this acidic waste out of the system. One way to decrease acid in the system is to dilute it with water. So, here's a good scenario: You are doing great in your fat loss, you've had three good days of losing .8, .6, and 1 pound. You're thrilled! Then whammmmm, you stall for 2 days in a row. What happened? One possibility is that your body is diluting the newly



released acid in your body **by retaining water**. This dilution will allow your body to remove these toxins more easily without harm. So, after your 2-day stall, you miraculously drop 1.2 pounds! Your body neutralized the acid and was able to release the waste **and the extra water** it took to neutralize it. This is why consumption of water is so, so, so important! When we lose weight at this rate, our body is releasing fat soluble toxins back into the system. More water will help your body neutralize the acidic toxins with greater ease. Tea and coffee are, by nature, acidic. If this is all you are drinking, you are keeping your body in a state of acidosis. Rethink your lifestyle choices and benefit greatly! Better yet, check out [www.lifeionizer.com/today](http://www.lifeionizer.com/today) and research the advantages of drinking alkaline water!!

